

ARPA Priorities Community Feedback

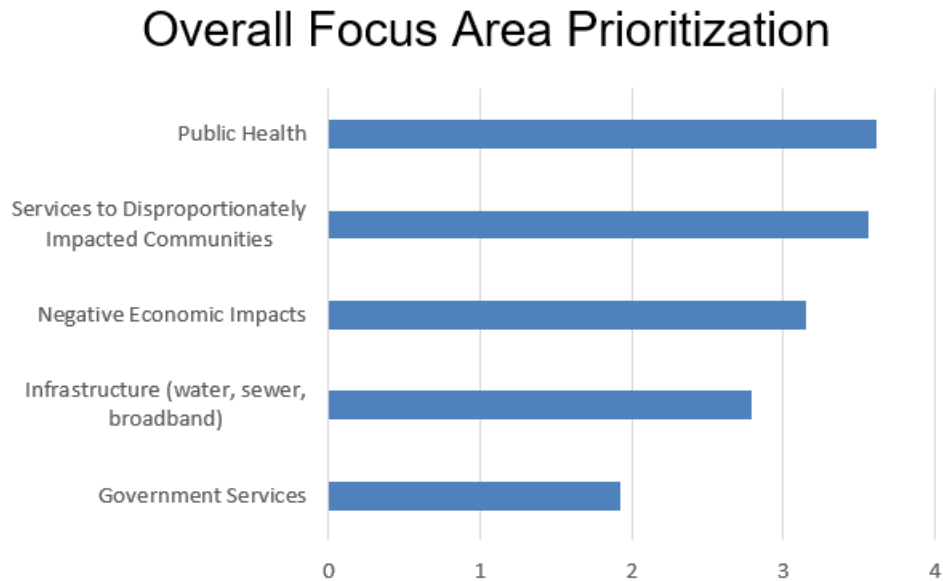
A community survey was released to the public on February 7, 2022. The survey closed February 28, 2022 at 5 p.m. PST. The survey received 1,871 responses.

The survey was posted on Lane County’s website, social media platforms, and covered by local news outlets KEZI, KVAL, and KMTR. The ARPA webpage where the survey link was posted received 2,545 unique page views and was the 27th most viewed Lane County webpage in February 2022.

Feedback was also collected from community based organizations at a collaborative meeting convened by Lane County Public Health on February 7, 2022.

Respondents were asked to rank the five areas of focus in order of importance. The five focus areas are based on the U.S. Treasury’s allowed use of funds. Community members also had an opportunity to provide open-ended comments about what is important to them.

Figure 1



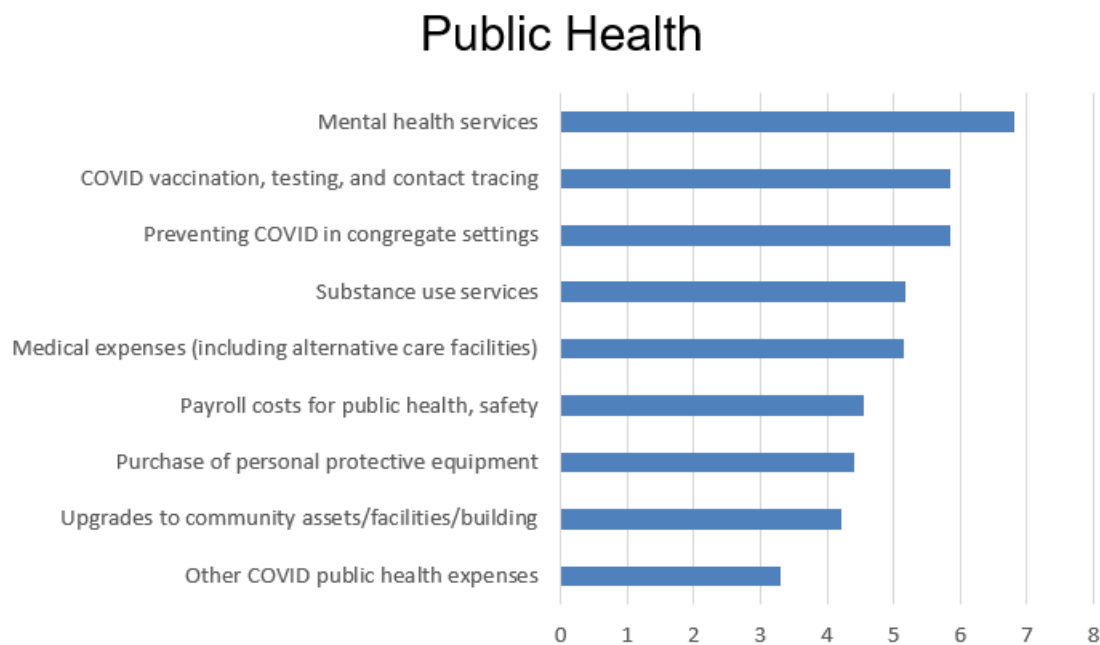
Respondents favored “public health” and “services for disproportionately impacted communities” highest, with “address negative economic impacts” and “infrastructure” second highest. Government services were ranked lowest overall. These overarching focus areas reflect eligible expenditure categories for American Rescue Plan Act funds from the Department of Treasury. Open-ended comments matched this ranking, with people expressing support for mental health services (Public Health), housing and homelessness (Services to Disproportionately Impacted Communities), and aid to small businesses and nonprofits for

community development (Negative Economic Impacts). Many commenters also noted a need for water and broadband infrastructure, especially in rural areas of Lane County.

Overall, focus areas were ranked in the following order, with 1 being the most important to respondents:

1. Public Health (mental health services, substance use services, COVID mitigation etc.)
2. Services for disproportionately impacted communities (affordable housing, childcare, early childhood assistance, education assistance etc.)
3. Address negative economic impacts (help people access food, rent relief, employment, aid to nonprofits and small businesses)
4. Infrastructure (water, broadband, sewer)
5. Government (parks, climate resiliency etc.)

Figure 2



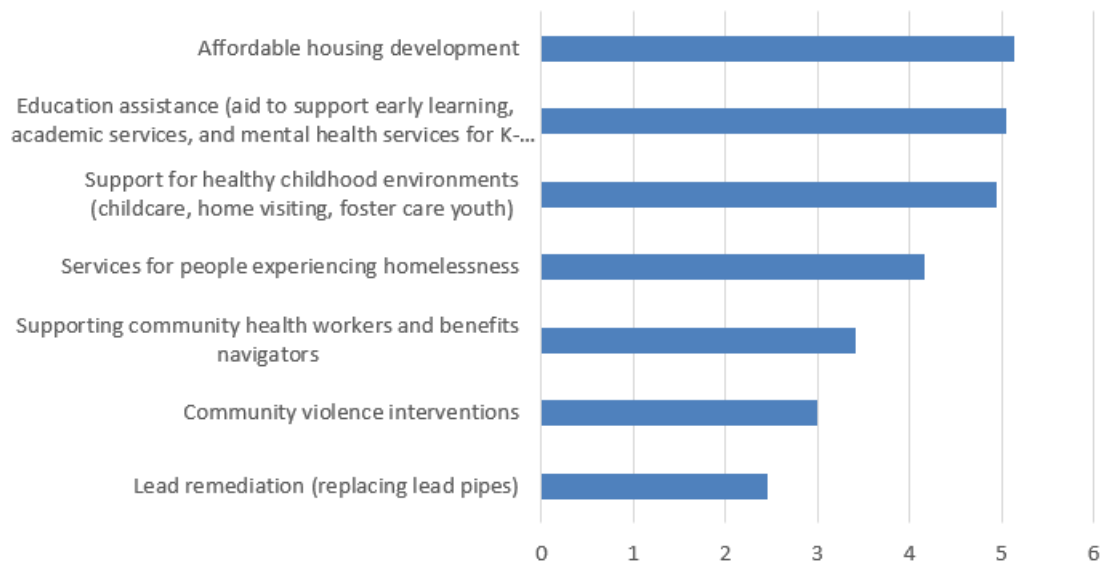
Public health was ranked as the most important focus area. Within the focus area of public health, respondents ranked project categories. Mental health services and COVID vaccination/testing/contact tracing ranked highest, with a close third being preventing COVID in congregate settings such as schools and jails.

Community based organizations also expressed concern about the level of trauma that the pandemic has inflicted on large swathes of the community. One person noted they would like to see ARPA funds used to help “nonprofits that help people struggling with mental health” and that “promote well-being.”

A preponderance of comments advocated for mental health services and support for youth. One respondent commented, “The impact of the pandemic on our young citizens will be felt for generations. It is imperative that we address their social and emotional needs in a way that is inclusive and responsive.” Another comment noted, “Investing in youth and supporting them today is prevention and children are in crisis currently. They do not have the options and level of support many other sectors currently have and an ounce of prevention exponentially increases the investment in the future.”

Figure 3

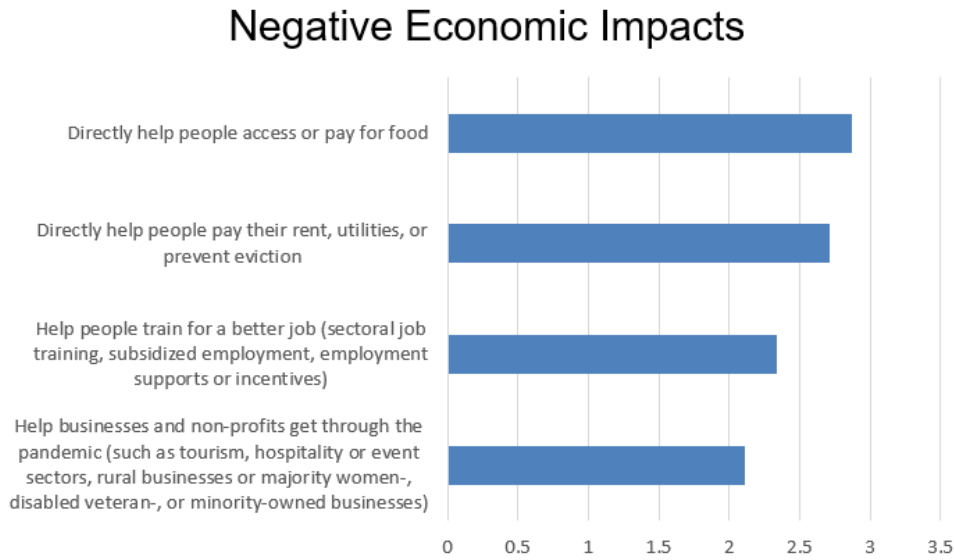
Disproportionately Impacted Communities



Services to disproportionately impacted communities was ranked second highest of all areas of focus. Within this focus area, affordable housing development ranked highest, with education assistance and support for early childhood environments (including childcare) coming in close second and third. Many comments noted a need for affordable housing development and services for people experiencing homelessness, including mental health and substance use treatment. Many comments also noted the needs of K-12 schoolchildren who have been negatively impacted by school closures due to COVID. Many comments advocated for increased mental health support for youth, as well as childcare assistance for families to return to the workforce, said one respondent, “We need more childcare options for working parents.”

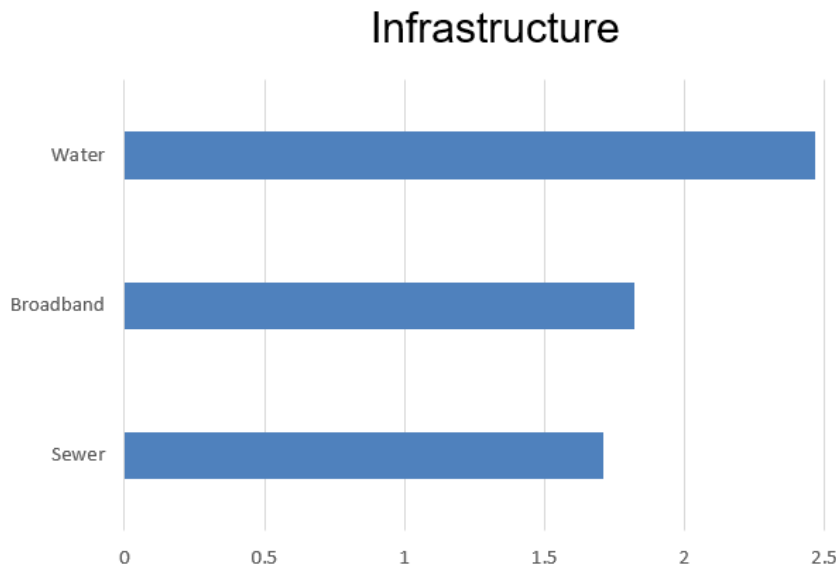
Community-based organizations noted that addressing homelessness was a primary concern that they work to address, and that they could use assistance addressing. One participant noted “It is hard to think of anything that should be prioritized other than unhoused folks. That is the biggest challenge we are dealing with since COVID. There are other things I would love to see, but I feel like that is such an unmet gap that it is hard to want to prioritize anything else.”

Figure 4



Negative economic impacts was the third highest ranked area of focus. Many survey comments advocated for direct aid to community members, including rent assistance, help paying bills, and other direct supports to help people who have been economically impacted by the pandemic. Comments also expressed a need for nonprofit and small business investments to spur community recovery and economic development.

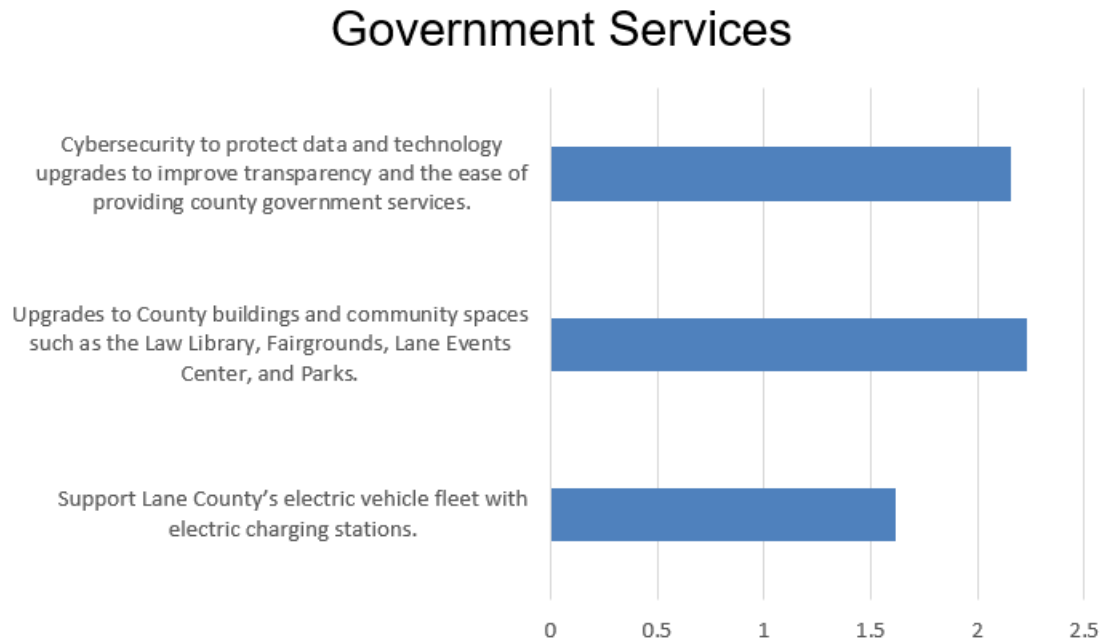
Figure 5



Infrastructure ranked fourth out of the five areas of focus. Water projects ranked highest within infrastructure. Many survey comments particularly expressed a need for water infrastructure and broadband projects in rural Lane County (outside Eugene/Springfield). One respondent commented, “As someone who lives in the county near Creswell, our options for broadband are

low. This makes it hard for online learning for kids and for working from home. I also believe that families are still effected as they have to pay for day care to miss work when kids are being asked to stay home.”

Figure 6



Government services was the lowest ranked area of focus. Within government services, data and technology projects ranked highest, with upgrades to county buildings and community spaces coming in second, and electric vehicle charging stations coming in third. Many respondents included comments in support of parks and road maintenance.

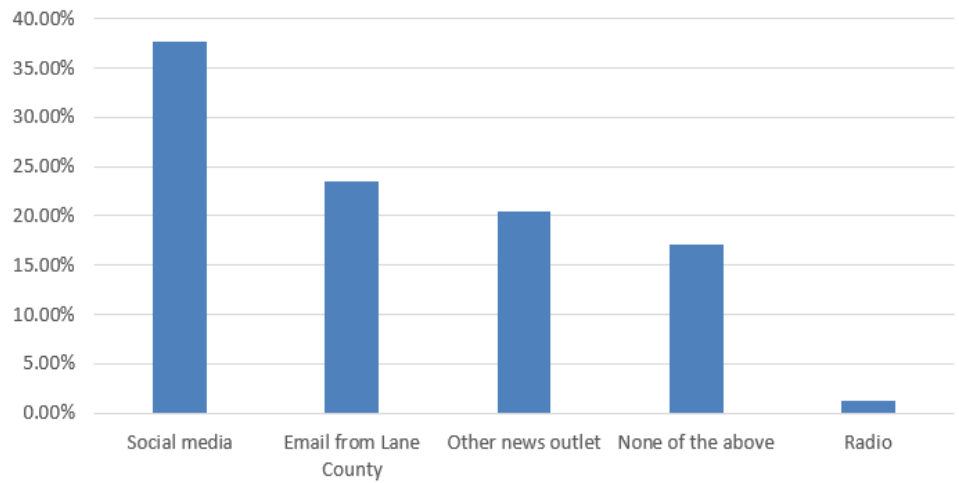
One commenter said, “It would be great to see some of that money going towards improving green spaces and/or ways people can gather in outdoor settings. I've been hearing that COVID may be endemic and with us for another 1-3 years. If that's the case, improve or increase outdoor covered areas at Lane County parks so people have safer gathering places for all the social things we can't stand to keep putting off.”

Figure 7

How did you hear about this survey?

Most respondents heard about the survey from social media. A significant percentage received an email from Lane County or heard about it from a news outlet.

Figure



The majority of respondents resided in Eugene or Springfield. A significant number of responses were from residents of Florence, Cottage Grove, and Creswell. Most respondents did not respond to this question.

In which city or unincorporated community do you reside?

Answer Choices	Responses
Eugene	660
Springfield	174
Florence	95
Cottage Grove	92
None of the above	55
Creswell	46
Junction City	36
Veneta	27
Oakridge	13
Pleasant Hill	10
Coburg	9
Mapleton	8
Westfir	8
Dunes City	5
Lowell	4
Noti	2
Other	84
Responded	1244
Skipped	627

Figure 9

What is your race or ethnicity? Check all that apply.

White	960
Prefer not to answer	168
Hispanic or Latino	46
Multiracial or Multiethnic	36
Native American or Alaska Native	30
Asian	16
Black or African American	15
Native Hawaiian or other Pacific Islander	5
Middle Eastern or North African	1
Another race or ethnicity (please specify)	48
Responded	1210
Skipped	661

The majority of respondents were white or preferred not to answer this question.

Figure 10

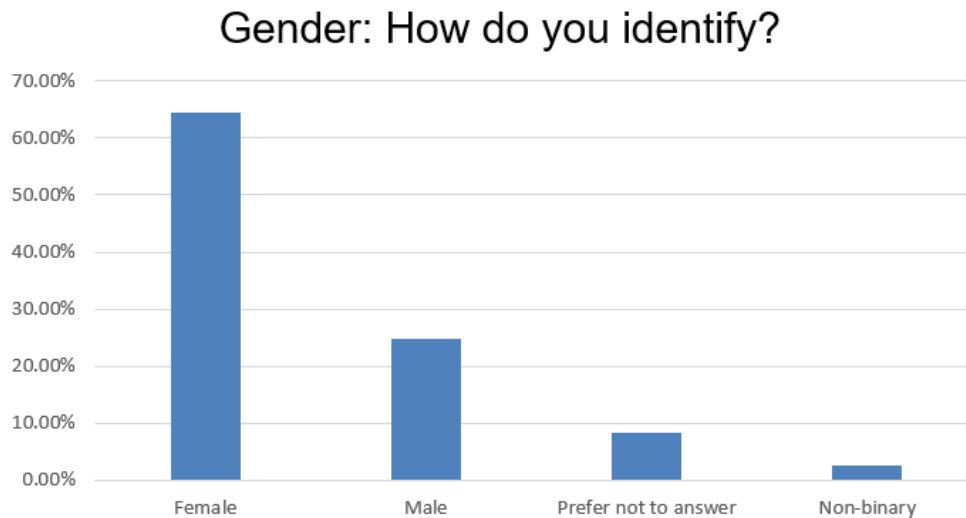


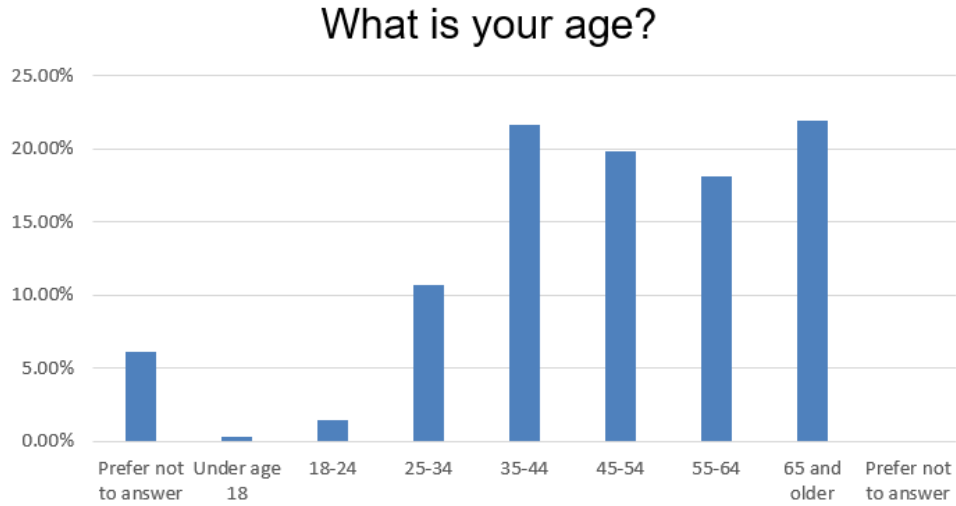
Figure 11

Select one affiliation that most relates to you

Answer Choices	Responses	
None of the above	54.79%	681
I work for a nonprofit organization.	16.09%	200
I work for a governmental organization (County, City, public utility, etc.)	12.39%	154
I work in education.	9.33%	116
I am a member of a Chamber of Commerce.	4.59%	57
I am a member of a Lane County Advisory Committee, Board, or subcommittee.	1.45%	18
I am a member of a trade union.	1.37%	17
Answered	1243	
Skipped	628	

A significant percentage of respondents (16%) worked for a nonprofit organization. Twelve (12%) of respondents worked for a governmental organization such as a County, City, or public utility). Almost 10% of respondents worked in the education sector.

Figure 12



The age distribution of respondents was moderately evenly distributed among those 35 and older.